

## FUND SNAPSHOT – AS OF FEBRUARY 2020

# FIERA CORE GLOBAL EQUITY FUNDS\*

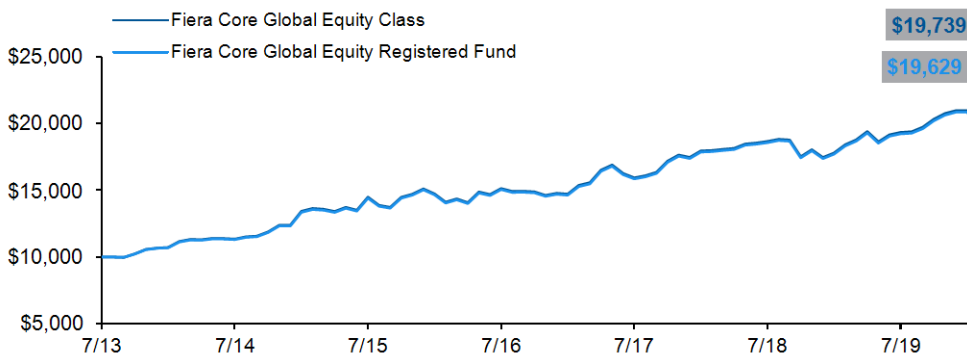
(formerly Natixis Global Equity Funds)

## Series F

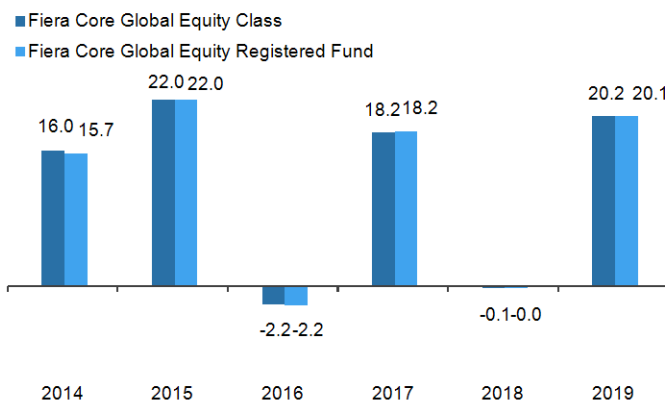
### FUND HIGHLIGHTS

- A diversified equity portfolio with broad global exposure made for Canadians
- Consistent and repeatable investment process focused on generating returns with lower volatility through prudent risk management
- Seeks to invest in companies with strong financial characteristics, solid fundamentals and stable cash flow generation
- Managed by a firm with more than two decade of global investing experience

### GROWTH OF \$10,000 <sup>2,3</sup>



### CALENDAR YEAR RETURNS (%) <sup>2,3</sup>



COMPOUND RETURNS <sup>2,3</sup>	Class %	Reg %
1 Month	-5.9	-5.9
3 Months	-4.9	-4.9
6 Months	1.8	1.8
Year to Date	-5.9	-5.9
1 Year	7.2	7.2
3 Years Annualized	8.7	8.7
5 Years Annualized	7.7	7.7
10 Years Annualized	-	-
Since Inception (annualized if > 1 yr)	11.0	10.9

RISK MEASURES <sup>2</sup>	3 Years	5 Years	10 Years
Alpha	1.47	0.74	-
Beta	0.88	0.88	-
R-Squared	92.46	90.29	-
Sharpe Ratio	0.55	0.45	-
Standard Deviation	9.54	9.89	-

### ABOUT THE FUND

#### Investment Objective

Long-term capital growth primarily through investment in a diversified portfolio of global equity securities

#### Benchmark Index

MSCI World Index

Inception Date	08/26/2013
Fund Size	\$175,210,470
Management Fee <sup>1</sup> – A / F	2.00% / 0.85%
MER <sup>1</sup> – A / F	2.43% / 1.17%

### FUND CODES

Series	Registered	Dividend	Return of Capital
Series A	NXG5001	NXG5191	NXG5181
Series F	NXG5008	NXG5198	NXG5188
Series F (US\$)			NXG5188U

Series	Compound Growth
Series A	NXG5141
Series F	NXG5148
Series F (US\$)	NXG5148U

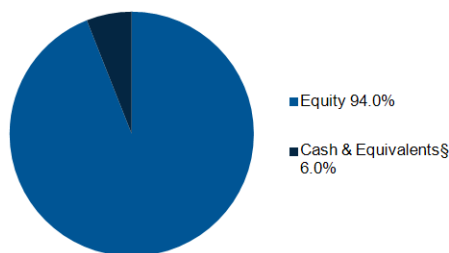
### RISK TOLERANCE

Low	<b>Low-Med</b>	Medium	Med-High	High
-----	----------------	--------	----------	------

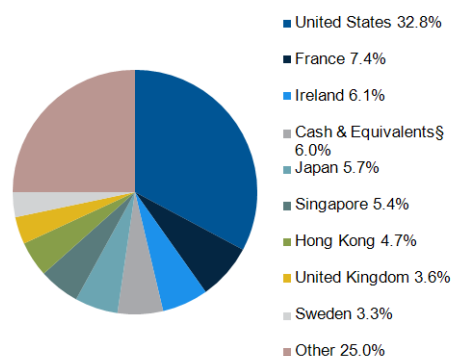
# FIERA CORE GLOBAL EQUITY FUNDS

PORTFOLIO AS OF 2/29/2020

## ASSET ALLOCATION



## GEOGRAPHIC ALLOCATION



CHARACTERISTICS (TTM)	Fund
Price / Earnings	18.53
Price / Book	2.49
Price / Cash Flow	13.50
Return on Equity	17.61%
Dividend Yield	2.49%
Turnover Ratio (6/30/2019)	29.23%

SECTOR ALLOCATION	Fund %
Health Care	15.4
Consumer Staples	13.7
Financials	13.4
Industrials	12.9
Information Technology	11.0
Utilities	7.9
Cash & Equivalents	6.0
Materials	5.8
Real Estate	5.0
Consumer Discretionary	4.3
Energy	2.4
Index Fund	2.2

TOP 10 HOLDINGS	Fund %
Cash & Equivalents	6.0
Astrazeneca PLC Sponsored ADR	3.6
Microsoft Corp	3.5
Ross Stores Inc	3.4
Essity Aktiebolag	3.3
Chubb Ltd	3.2
Medtronic PLC	3.1
Johnson & Johnson	3.1
Raytheon Company	3.1
Olympus Corp	3.0
<b>Assets in Top 10 Holdings</b>	<b>35.3</b>
<b>Total Holdings</b>	<b>37</b>

## MANAGEMENT

### Manager

Fiera Investments LP

### Portfolio Manager

Fiera Investments LP

### Sub-Advisor

Cidel Asset Management Inc. has deep roots in the Canadian investment community combined with global reach. Since 1959, the firm has provided proven expertise and complete investing and financial management services to a loyal and growing number of private clients, institutions, foundations and public agencies. An independent investment firm, Cidel consistently seeks to provide their clients with superior investment selection based on proprietary research, prudent judgment, and excellent service.

### Portfolio Management Team

Charles Lannon, CFA  
Arthur Heinmaa, CFA

## TAX CLASS DISTRIBUTION RATES



Monthly \$0.07 / share  
Annual \$0.84 / share



Monthly \$0.07 / share  
Annual \$0.84 / share

## FIERA INVESTMENTS LP

145 King Street West  
Suite 1500  
Toronto, ON M5H 1J8  
Canada  
Ph: (866) 378-7119  
Ph: (416) 775-3700  
Fax: (866) 378-7121  
Fax: (416) 775-3737

<sup>1</sup> Management Fee and MER are for the Fiera Core Global Equity Class, Dividend class as of 6/30/2019.

<sup>2</sup> Performance for the Fiera Core Global Equity Class is for Dividend class, Series F.

<sup>3</sup> Performance for the Fiera Core Global Equity Registered Fund is for Series F.

<sup>§</sup> Cash & Equivalents includes cash, short-term investments and working capital.

\*On July 3, 2019, the issued and outstanding shares of Natixis Investment Managers Canada Corp (the holding company of the manager) were acquired by Fiera Capital Corporation. The name of the manager of the Natixis Global Equity Funds was changed to Fiera Investments LP. On July 12, 2019, the Natixis Global Equity Funds were renamed Fiera Core Global Equity Funds.

Commissions, trailing commissions, management fees and expenses all may be associated with mutual fund investments. Please read the prospectus before investing. The indicated rates of return are the historical annual compounded total returns including changes in share and unit value and reinvestment of all dividends and distributions and do not take into account sales, redemption, distribution or optional charges or income taxes payable by any securityholder that would have reduced returns. Mutual funds are not guaranteed, their values change frequently and past performance may not be repeated.

Performance does not reflect the effect of a sales charge. Performance would have been lower if the sales charge were included. Series F securities are only available through dealers that offer a fee for service platform and have signed a series F agreement with Fiera Investments LP.

Fiera Investments LP Class Funds are available through Fiera Investments Capital Corporation, a separate legal entity managed by Fiera Investments LP. For details on how Fiera Investments LP Class Funds are structured to facilitate distributions on a tax preferred basis, please read the prospectus.

The payment of distributions for Dividend class and the Return of Capital class should not be confused with a mutual fund's performance, rate of return or yield. If distributions paid by a mutual fund are greater than the performance of the fund, then the investment will decline. Distributions paid as a result of capital gains realized by a mutual fund and income and dividends earned by a fund are taxable in the investor's hands in the year they are paid. For Return of Capital class, the adjusted cost base will be reduced by the amount of any returns of capital. If the adjusted cost base goes below zero, then investors will have to pay capital gains tax on the amount below zero.

The Funds are offered by Fiera Investments LP.