

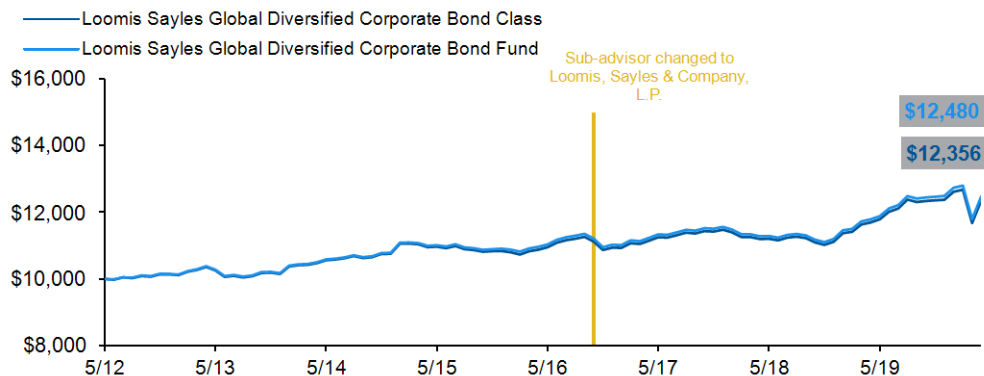
LOOMIS SAYLES GLOBAL DIVERSIFIED CORPORATE BOND FUNDS

Series F

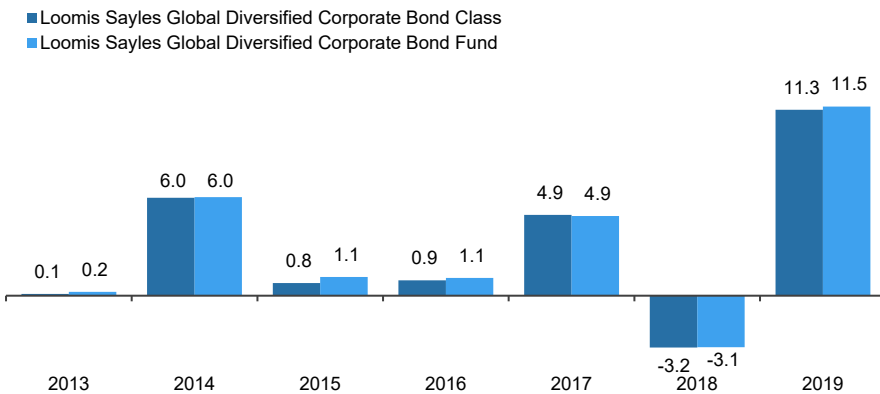
FUND HIGHLIGHTS

- Invests primarily in investment-grade fixed-income securities of corporate issuers worldwide
- Employs a value-driven, benchmark-sensitive approach implemented within a risk-budgeting framework
- Seeks to add value primarily through security and sector selection; country, currency and yield curve positioning are secondary sources of returns
- May invest up to 20% in below investment-grade fixed-income securities

GROWTH OF \$10,000 ^{2,3}



CALENDAR YEAR RETURNS (%) ^{2,3}



COMPOUND RETURNS ^{2,3}

	Class %	Fund %
1 Month	5.8	5.8
3 Months	-2.1	-2.0
6 Months	0.1	0.3
Year to Date	-0.2	-0.1
1 Year	5.7	5.9
3 Years Annualized	3.5	3.6
5 Years Annualized	2.4	2.6
10 Years Annualized	-	-
Since Inception (annualized if > 1 yr)	2.7	2.8

RISK MEASURES ²

	3 Years	5 Years	10 Years
Alpha	-0.68	-1.25	-
Beta	1.06	0.99	-
R-Squared	99.66	97.90	-
Sharpe Ratio	0.09	-0.15	-
Standard Deviation	6.53	5.35	-

ABOUT THE FUND

Investment Objective

Steady flow of income and potential for capital gains primarily through investment in fixed income securities issued by Canadian and foreign corporations

Loomis Sayles Global Diversified Corporate Bond Class seeks to achieve the investment objective through the investment of substantially all its portfolio assets in units of Loomis Sayles Global Diversified Corporate Bond Fund

Benchmark Index

Bloomberg Barclays Global Aggregate Corporate Index (CAD Hedged)

Inception Date	06/01/2012
Fund Size	\$174,949,430
Management Fee ¹ – A / F	1.25%/ 0.70%
MER ¹ – A / F	1.56%/ 0.95%

FUND CODES

Series	Fund	Dividend	Return of Capital
Series A	NXG4601	NXG4791	NXG4781
Series F	NXG4609	NXG4799	NXG4789
Series	Compound Growth		
Series A	NXG4741		
Series F	NXG4748		

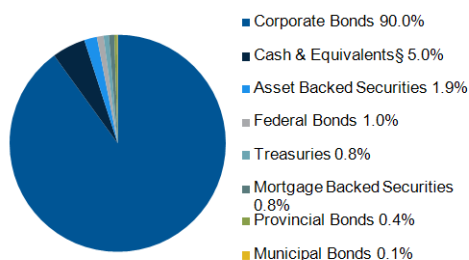
RISK TOLERANCE

Low	Low-Med	Medium	Med-High	High
-----	---------	--------	----------	------

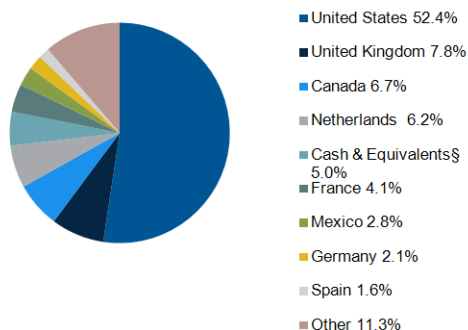
LOOMIS SAYLES GLOBAL DIVERSIFIED CORPORATE BOND FUNDS

PORTFOLIO AS OF 4/30/2020

SECTOR ALLOCATION



GEOGRAPHIC ALLOCATION



CHARACTERISTICS	Fund
Yield to Maturity	3.19%
Current Yield	3.10%
Duration (Y)	7.20
Rating	BAA1
Turnover Ratio (12/31/2019)	104.84%

CREDIT QUALITY	Fund %
AAA	9.39
AA	3.85
A	35.21
BAA	48.10
BA	5.41
B	0.38
N/R	-2.34

MATURITY RANGE	Fund %
<1Y	6.70
1Y-3Y	8.26
3Y-5Y	14.80
5Y-10Y	47.70
> 10Y	24.88
N/A	-2.34

TOP 10 HOLDINGS	Fund %
Cash & Equivalents [§]	5.0
Bank of America Corp 2.59% 04/29/2031	1.5
America Movil S.A.B. De C.V. 3.63% 04/22/2029	1.0
Government of Canada 0.50% 03/01/2022	1.0
Cigna Corp 3.40% 03/15/2050	1.0
Ally Financial Inc 5.80% 05/01/2025	1.0
Prologis Euro Finance 0.25% 09/10/2027	0.9
FedEx Corp 5.25% 05/15/2050	0.9
Quest Diagnostics Inc 2.95% 06/30/2030	0.8
Selp Finance S.A R.L 1.50% 11/20/2025	0.8
Assets in Top 10 Holdings	13.9
Total Holdings	392

MANAGEMENT

Manager*

Fiera Investments LP

Portfolio Manager

Fiera Investments LP

Sub-Advisor*

Loomis, Sayles & Company, L.P. helps fulfill the investment needs of institutional and mutual fund clients worldwide. The firm's performance-driven investors integrate deep proprietary research and integrated risk analysis to make informed, judicious decisions. Loomis Sayles looks for value across traditional asset classes and alternative investments to pursue attractive, sustainable returns.

Portfolio Management Team

David Rolley, CFA[®]

Lynda Schweitzer, CFA[®]

Scott Service, CFA[®]

TAX CLASS DISTRIBUTION RATES



Monthly \$0.03 / share

Annual \$0.36 / share



Monthly \$0.03 / share

Annual \$0.36 / share

FIERA INVESTMENTS LP

145 King Street West Suite 1500 Toronto, ON M5H 1J8 Canada
 Ph: (866) 378-7119
 Ph: (416) 775-3700
 Fax: (866) 378-7121
 Fax: (416) 775-3737

*On October 17, 2016, the sub-advisor for the fund was changed from Baker Gilmore & Associates Inc., to Loomis Sayles & Company, L.P. Changes in the investment strategies of the Corporate Bond Funds were made because of the sub-advisor change. Portfolio allocations and performance measurement periods prior to this date are reflective of the previous investment strategy.

¹ Management Fee and MER as of 12/31/2019 for the Loomis Sayles Global Diversified Corporate Bond Fund.

² Performance for the Loomis Sayles Global Diversified Corporate Bond Class is for Dividend class, Series F.

³ Performance for the Loomis Sayles Global Diversified Corporate Bond Fund is for Series F.

[§] Cash & Equivalents includes cash, short-term investments and working capital.

*On July 3, 2019, the issued and outstanding shares of Natixis Investment Managers Canada Corp (the holding company of the manager) were acquired by Fiera Capital Corporation. The name of the manager of the Loomis Sayles Global Diversified Corporate Bond Funds was changed to Fiera Investments LP.

Commissions, trailing commissions, management fees and expenses all may be associated with mutual fund investments. Please read the prospectus before investing. The indicated rates of return are the historical annual compounded total returns including changes in share and unit value and reinvestment of all dividends and distributions and do not take into account sales, redemption, distribution or optional charges or income taxes payable by any securityholder that would have reduced returns. Mutual funds are not guaranteed, their values change frequently and past performance may not be repeated.

Performance does not reflect the effect of a sales charge. Performance would have been lower if the sales charge were included. Series F securities are only available through dealers that offer a fee for service platform and have signed a series F agreement with Fiera Investments LP.

Fiera Investments LP Class Funds are available through Fiera Investments Capital Corporation, a separate legal entity managed by Fiera Investments LP. For details on how Fiera Investments LP Class Funds are structured to facilitate distributions on a tax preferred basis, please read the prospectus.

The payment of distributions for Dividend class and the Return of Capital class should not be confused with a mutual fund's performance, rate of return or yield. If distributions paid by a mutual fund are greater than the performance of the fund, then the investment will decline. Distributions paid as a result of capital gains realized by a mutual fund and income and dividends earned by a fund are taxable in the investor's hands in the year they are paid. For Return of Capital class, the adjusted cost base will be reduced by the amount of any returns of capital. If the adjusted cost base goes below zero, then investors will have to pay capital gains tax on the amount below zero.

The Funds are offered by Fiera Investments LP.